

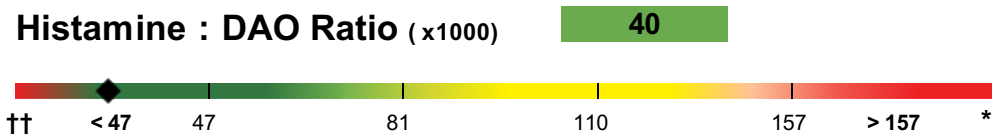
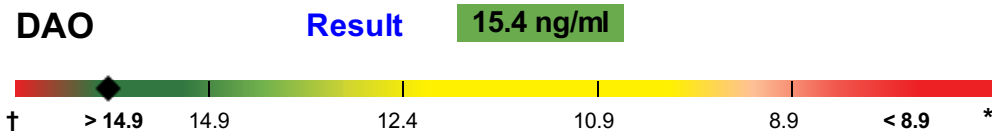
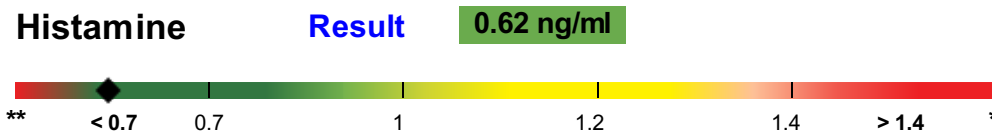
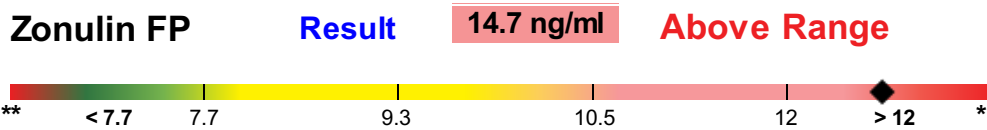
**RESULTS: DRIED BLOOD SPOT TEST**

Accession #: [REDACTED] • Patient: [REDACTED]

[Convert to pdf, Save or PRINT >>](#)

**Patient:** [REDACTED]  
**Tel:** [REDACTED]    **Email:** [REDACTED]  
**Sex:** Female    **Age:** [REDACTED]    **Date of Birth:** [REDACTED]  
**Health Care Professional:** [REDACTED]  
**Address:** [REDACTED]

**Accession #:** [REDACTED]  
 Sample received: 2023-11-30  
 Report issued: 2023-12-12  
 Sample collection: 2023-11-26

**ZONULIN FAMILY PEPTIDES (ZONULIN FP) + HISTAMINE : DIAMINE OXIDASE (DAO)**


\* The reference range represents a quintile distribution, each quintile being 20 % of a population determined from archival data.

\*\* Very low Histamine levels may cause signs and symptoms of histapenia (see commentary).

† Very high DAO levels may be linked to early signs and symptoms of abnormal barrier function (see commentary).

†† Very low ratio could be a sign of the breakdown in barrier integrity (see commentary).